

2021 FORD

TRANSIT[®]

PASSENGER VAN | CARGO VAN + CREW VAN
CUTAWAY + CHASSIS CAB



DEP
DEALER ePROCESS

SMART CHOICES FROM ANY ANGLE.

Ford has been **AMERICA'S BEST-SELLING COMMERCIAL VAN BRAND** for 41 years.¹ Clearly, we're dedicated to engineering Built Ford Tough® trucks. This year's Ford Transit® lineup continues to offer a **BEST-IN-CLASS² VARIETY OF MODEL CONFIGURATIONS**. You can choose from rear-wheel drive (RWD) and available Intelligent All-Wheel Drive (AWD) models, powered by 3 available engines. Every model features a class-exclusive 10-speed automatic transmission and a welcoming interior. Within the well-rounded collection of **FORD CO-PILOT360™ TECHNOLOGY** features,³ you'll find standard Pre-Collision Assist with Automatic Emergency Braking, available BLIS® (Blind Spot Information System) with Cross-Traffic Alert and Trailer Coverage, and much more. The bottom line: The 2021 Ford Transit trucks are filled with smart choices designed to help keep your life on the move.

T-350 HD PASSENGER VAN XLT AWD. Agate Black Metallic. HR Extended Length DRW. **T-250 CARGO VAN.** Carbonized Gray Metallic. 3.5L PFDi V6 MR Long Length. (Max. GVWR 9,070 lbs.) **T-350 HD CUTAWAY.** Oxford White. 3.5L PFDi V6 Regular Length. (Max. GVWR 9,950 lbs.) Available equipment shown on all.

PV PASSENGER VAN

Up front: The honeycomb mesh grille creates a fresh look for 2021. Inside: available seating for up to 15, and thoughtfully designed driver controls. Also new for 2021, the available Livery Prep Package is designed specifically for those doing vehicle-for-hire work.

CV CARGO VAN + CREW VAN

Completing the family look, these hardworking Transit vans also get the honeycomb mesh grille for 2021. Cargo Van now offers a max. available GVWR of up to 11,000 lbs.⁴ plus available new Parcel Delivery and RV Prep Packages. An available Adventure Prep Package is also new on Cargo Van and Crew Van.

CC CUTAWAY + CHASSIS CAB

These versatile trucks offer you a max. available GVWR of up to 11,000 lbs.⁵ New for 2021, Adaptive Cruise Control is now included in the available Motorhome Prep Package on Cutaway.

1. Based on the total U.S. reported sales (1979-2019 CY). Includes Ford E-Series, formerly called Econoline, Van and Chassis; Club Wagon; Transit Connect Cargo Van and Passenger Wagon; and Transit Cargo Van, Passenger Van and Chassis. 2. Class is Full-Size Vans, excluding other Ford vehicles. 3. Driver-assist features are supplemental and do not replace the driver's attention, judgment and need to control the vehicle. It does not replace safe driving. See owner's manual for details and limitations. 4. Max. GVWR of 11,000 lbs. on T-350 HD Cargo Van HR Extended Length with available 3.5L EcoBoost® and required equipment (not shown). 5. Max. GVWR of 11,000 lbs. on T-350 HD Cutaway Regular Length with 3.5L EcoBoost and required equipment (not shown).

NOTE: Maximum payload and GVWR capabilities shown throughout this brochure are for properly equipped base vehicles with required equipment and a 150-lb. driver and vary based on cargo, vehicle configuration, accessories and number of passengers. See label on door jamb for carrying capacity of a specific vehicle. Cargo and load capacity limited by weight and weight distribution. Payload and GVWR are independent attributes and may not be achieved simultaneously. For additional information, see your Ford Dealer. Vehicle imagery throughout this brochure may be computer-generated and may include available and aftermarket upfit equipment.



PV CV CC

DO MORE WITH AWD

CAPABILITY.

Changes in the weather don't always have to change your itinerary – especially if you have the confident capability of a Ford Transit® model featuring available **INTELLIGENT ALL-WHEEL DRIVE (AWD)**. In Normal mode, the AWD system continuously monitors and optimizes torque output with the capability of sending up to 100% of available torque to the front wheels to help prevent slipping on loose surfaces. Using the up to 5 available **SELECTABLE DRIVE MODES**, you can also engage Mud/Ruts or Slippery modes to help increase the AWD system's capability for traveling in challenging conditions. An available **HEAVY-DUTY FRONT AXLE** is included on AWD models. Plus, we specifically engineered Transit AWD models to be as easy to enter and exit as our rear-wheel-drive models.

STANDARD
Selectable Drive Modes

NORMAL • ECO • SLIPPERY • TOW/HAUL

AWD
models add:
MUD/RUTS

T-150 CREW VAN AWD. Avalanche Gray Metallic. MR Regular Length. Available Adventure Prep Package. Available equipment.

Try to avoid water higher than the bottom of the hubs and proceed slowly. Refer to your owner's manual for detailed information regarding driving through water.





POWER

THAT WORKS WITH YOUR VISION.

Whichever roads you aim to roam, Ford Transit® vans empower you to go there with a choice of V6 engines, all mated to a **CLASS-EXCLUSIVE 10-SPEED SELECTSHIFT® AUTOMATIC TRANSMISSION**. The standard 3.5L PFDi V6 engine features a naturally aspirated, dual-injection system. The available 3.5L EcoBoost® V6 is a twin-turbocharged, direct-injection workhorse that features up to **400 LB.-FT. OF TORQUE**. Engineered to use the right gear at the right time, the 10-speed automatic includes skip-shift and direct downshift capabilities. It also features Progressive Range Select and a tow/haul mode that can help control vehicle speed when descending hills. On Long and Extended Length models, you can even get an available **31-GAL. EXTENDED-RANGE FUEL TANK**.

T-350 HD PASSENGER VAN XLT, Ingot Silver Metallic, HR Extended Length DRW. Available and aftermarket equipment. Horsepower and torque are independent attributes and may not be achieved simultaneously.



3.5L PFDi V6

10-speed SelectShift automatic transmission
275 HP **262 LB.-FT. OF TORQUE**
@ 6,500 RPM @ 3,750 RPM

3.5L ECOBOOST V6

with Auto Start-Stop Technology
10-speed SelectShift automatic transmission
310 HP **400 LB.-FT. OF TORQUE**
@ 5,000 RPM @ 2,500 RPM
Rear-Wheel Drive (RWD) models

295 HP **375 LB.-FT. OF TORQUE**
@ 5,000 RPM @ 2,500 RPM
All-Wheel Drive (AWD) models

FORD CO-PILOT360™ TECHNOLOGY

- STANDARD AUTO HIGH-BEAM HEADLAMPS
- STANDARD HILL START ASSIST
- STANDARD LANE-KEEPING SYSTEM
- STANDARD POST-COLLISION BRAKING
- STANDARD PRE-COLLISION ASSIST WITH AUTOMATIC EMERGENCY BRAKING
- STANDARD RAIN-SENSING WINDSHIELD WIPERS
- STANDARD REAR VIEW CAMERA WITH TRAILER HITCH ASSIST (PASSENGER VAN, CARGO VAN AND CREW VAN ONLY)
- STANDARD SIDE-WIND STABILIZATION
- AVAILABLE ADAPTIVE CRUISE CONTROL
- AVAILABLE ADJUSTABLE SPEED LIMITING DEVICE
- AVAILABLE BLIS® (BLIND SPOT INFORMATION SYSTEM) WITH CROSS-TRAFFIC ALERT AND TRAILER COVERAGE²
- AVAILABLE ENHANCED ACTIVE PARK ASSIST™²
- AVAILABLE FRONT AND REAR SPLIT-VIEW CAMERAS
- AVAILABLE SIDE AND REVERSE SENSING SYSTEMS²

CONFIDENCE TO HELP YOU COMMAND THE ROAD.

Changing lanes. Backing up. Finding the fastest route to your destination. Our extensive, well-rounded collection of standard and available **FORD CO-PILOT360 TECHNOLOGY** features can help you with these everyday situations and so many more. These advanced technologies are about **SUPPLEMENTING YOUR DRIVING SKILLS**.¹ Helping you feel confidently in command on the road.



T-350 HD PASSENGER VAN XLT. Ingot Silver Metallic. HR Extended Length DRW. Available equipment.
¹ Driver-assist features are supplemental and do not replace the driver's attention, judgment and need to control the vehicle. It does not replace safe driving. See owner's manual for details and limitations. ² Passenger Van, Cargo Van and Crew Van only.



USB PORT



PV CV CC

COMFORT

TAKES FRONT AND CENTER.

AVAILABLE FEATURES

- HEATED 1ST-ROW SEATS
- SWIVEL DRIVER AND FRONT-PASSENGER SEATS
- FRONT AND REAR SPLIT-VIEW CAMERAS



The driver-centric Ford Transit® interior features steering wheel-mounted buttons that make it easy to adjust your audio, set the available Adaptive Cruise Control, and so much more. New for 2021, an **ELECTRIC PARKING BRAKE** on all SRW models operates with push-button ease, too. Also new this year is an available center console¹ featuring a **RIGHT-SIDE SHIFTER** (not shown), which pairs well with the available swivel driver and front-passenger seats on Cargo Vans and Cutaways, to offer 7" of increased knee and leg clearance for moving inside the vehicle when in Park. Standard **ELECTRIC POWER-ASSISTED STEERING** is designed to provide every driver with a light, responsive steering feel at lower speeds, and less steering assist at higher speeds for confident control.

PASSENGER VAN XLT. Ebony seating. Available equipment.
1. Late availability.

PV CV CC

CONNECTIVITY

DESIGNED TO WORK YOUR WAY.

Keep your eyes on the road and your hands on the wheel with available **SYNC® 3**.¹ It's our easy-to-use, voice-activated technology that also has an available **8" LCD CAPACITIVE TOUCHSCREEN**. With its sleek, user-friendly interface, SYNC 3 is more than the ability to make phone calls and play your favorite music – it's about making connectivity fast, smart and simple. SYNC 3 also offers compatibility with Apple CarPlay®² for your iPhone® or Android Auto™² for your Android™ smartphone.

PASSENGER VAN XLT. Ebony seating. Available equipment.

Don't drive while distracted. Use voice-operated systems when possible; don't use handheld devices while driving.

1. Some features may be locked out while the vehicle is in gear. Not all features are compatible with all phones. 2. Requires phone with active data service and compatible software. SYNC 3 does not control 3rd-party products while in use. 3rd parties are solely responsible for their respective functionality. 3. FordPass Connect, the FordPass App, and complimentary Connected Service are required for remote features (see FordPass Terms for details). Connected service and features depend on compatible AT&T network availability. Evolving technology/cellular networks/vehicle capability may limit functionality and prevent operation of connected features. Connected service excludes Wi-Fi hotspot. FordPass App, compatible with select smartphone platforms, is available via download. Message and data rates may apply. 4. Wi-Fi hotspot includes complimentary wireless data trial that begins upon AT&T activation and expires at the end of 3 months or when 3GB of data is used, whichever comes first, but cannot extend beyond the complimentary subscription period for remote features. To activate, go to www.att.com/ford. 5. Commands may vary by phone and AppLink software. 6. Requires active SiriusXM® services subscription.

DEP
ePROCESS

PUT CONTROL IN THE PALM OF YOUR HAND

Start, stop, lock and unlock your Ford Transit® van from your smartphone with FordPass™ Connect and the FordPass App.³

STREAM YOUR CONTENT

Connect up to 10 devices at once – inside the vehicle or up to 50' away – with 4G LTE Wi-Fi hotspot capability⁴ and FordPass Connect.³

COMMAND YOUR APPS

Use voice commands to control favorite apps on your paired smartphone or other mobile devices with available SYNC AppLink.⁵

FOLLOW ITS LEAD

Get information on traffic delays, alternate route suggestions, weather conditions, gas stations and more⁶ with the available Navigation System.

BUILT FOR ALL KINDS OF CREWS.

Whether you're part of an extended family or have other reasons to welcome lots of passengers, the Ford Transit® Passenger Van is designed to help meet your needs. It can be configured to **SEAT UP TO 15 PEOPLE** with lots of choices in between. Available seat trim options include Dark Palazzo Gray vinyl or cloth, or Ebony cloth or leather. USB ports are available in up to 5 rows to help everyone keep their devices charged. For those pursuing **VEHICLE-FOR-HIRE CAREERS**, there's an available **NEW LIVERY PREP PACKAGE**. It features Ebony leather-trimmed, 10-way power driver and front-passenger seats, HID headlamps, privacy glass, a power-sliding passenger-side door, and several other features designed to help make every ride enjoyable.



AVAILABLE FRONT OVERHEAD SHELF

You can enjoy the standard open space along the front headliner, or add this shelf for stowing travel essentials conveniently overhead.



AVAILABLE SPLIT-VIEW CAMERAS¹

Get help maneuvering driveways and crowded urban streets at slow speeds with a 180° view in front of or behind the vehicle.



AVAILABLE HID HEADLAMPS

By emitting a bright, natural light, the HID headlamps help illuminate what's ahead. They're paired with eye-catching LED signature surrounds.



AVAILABLE RUNNING BOARDS

Your options for help with entry and exit include this power running board that can deploy when the rear passenger-side door opens.

AVAILABLE FEATURES

- POWER-SLIDING PASSENGER-SIDE DOOR
- POWER-DEPLOYABLE RUNNING BOARD
- POWER, HEATED SIDEVIEW MIRRORS

T-350 HD PASSENGER VAN XLT AWD. Blue Jeans Metallic. HR Extended Length DRW. Available equipment.

¹. Driver-assist features are supplemental and do not replace the driver's attention, judgment and need to control the vehicle. It does not replace safe driving. See owner's manual for details and limitations.

RIGHT-SIZED FOR YOUR NEEDS.

Take your pick of **3 ROOF HEIGHTS** on Ford Transit® Passenger Van. Low Roof (LR) models are designed to fit in most garages. Medium Roof (MR) models help make loading and unloading easy, while the spaciousness of High Roof (HR) models helps make it possible for people **UP TO 6'4" TALL** to walk comfortably to their seats. Among the variety of seating configurations, you'll find options from a single row of seats all the way **UP TO 5 ROWS**, with several featuring a center aisle.



T-350 HD PASSENGER VAN XLT AWD. Ebony seating. HR Extended Length DRW. Available equipment.



DE
DEALER & PROCESS

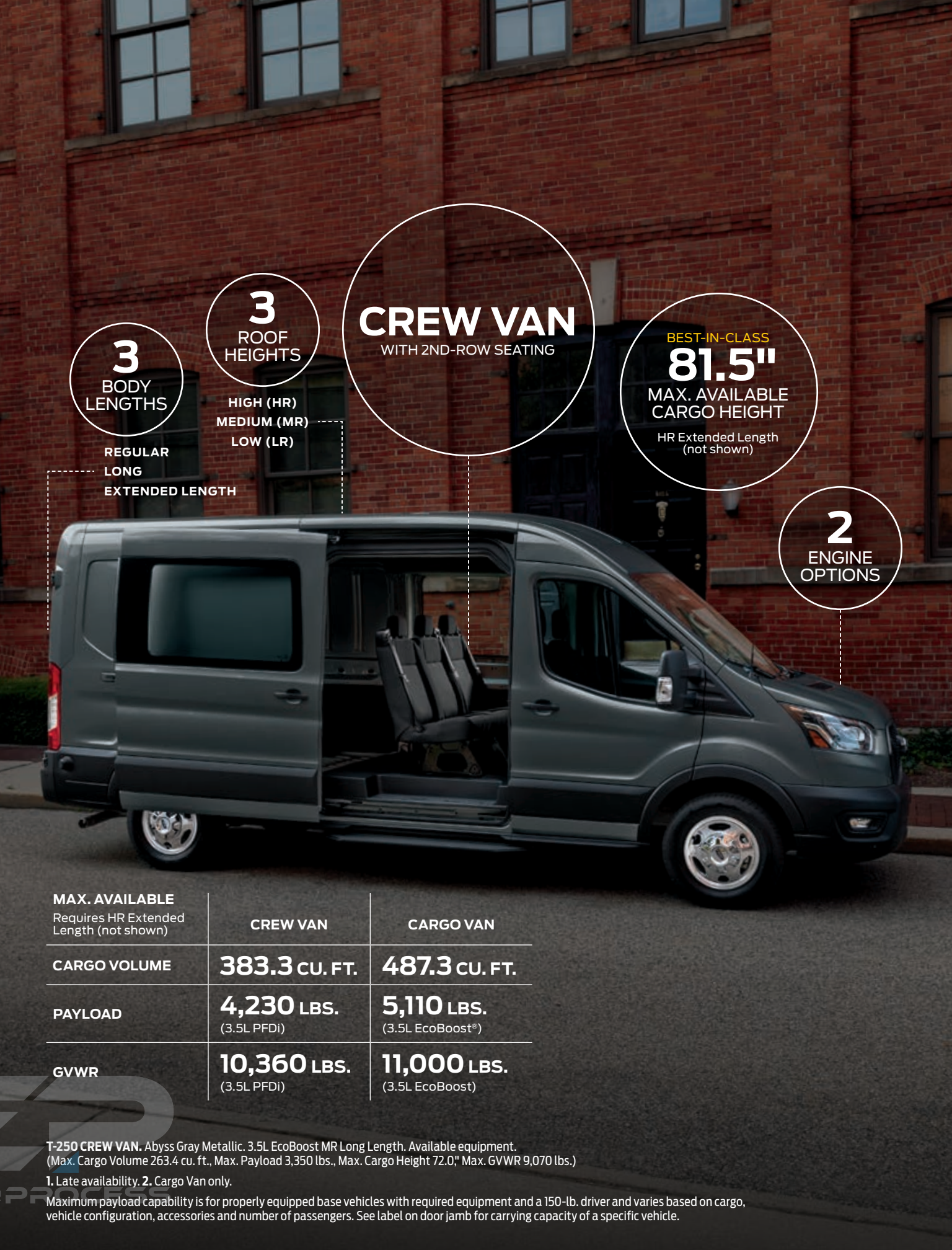
BUILT TO HELP YOU DELIVER.

Ford Transit® Cargo Van and Crew Van models offer a choice of available wheelbases, body lengths, roof heights and engines – giving you the flexibility to work the way you want. The available **NEW PARCEL DELIVERY PACKAGE**¹ (Cargo Van and Cutaway) includes cloth-trimmed driver and front-passenger seats without armrests, full LED rear compartment area lighting,² and 253^o swing-out rear cargo doors.² You can also add an available new center console¹ featuring a right-side shifter to gain easier access to the rear cargo area while in Park – without stepping outside of the vehicle. The available **NEW RV PREP PACKAGE** (Cargo Van) includes convenient features like swivel driver and front-passenger seats, Adaptive Cruise Control, a Side Sensing System, and the Heavy-Duty Trailer Tow Package, plus a stylish honeycomb mesh grille with chrome surround, and much more. With the available **NEW ADVENTURE PREP PACKAGE** (Cargo Van and Crew Van models), you get additional interior amenities and capability features that help turn your Transit van into your mobile base camp.



AVAILABLE FEATURES

- LOAD AREA PROTECTION PACKAGE²
- HEAVY-DUTY CARGO FLOORING
- 110V/400W AC POWER OUTLET



MAX. AVAILABLE
Requires HR Extended
Length (not shown)

CARGO VOLUME

PAYLOAD

GVWR

CREW VAN

383.3 CU. FT.

4,230 LBS.
(3.5L PFDi)

10,360 LBS.
(3.5L PFDi)

CARGO VAN

487.3 CU. FT.

5,110 LBS.
(3.5L EcoBoost®)

11,000 LBS.
(3.5L EcoBoost)

T-250 CREW VAN. Abyss Gray Metallic. 3.5L EcoBoost MR Long Length. Available equipment. (Max. Cargo Volume 263.4 cu. ft., Max. Payload 3,350 lbs., Max. Cargo Height 72.0" Max. GVWR 9,070 lbs.)

1. Late availability. 2. Cargo Van only.

Maximum payload capability is for properly equipped base vehicles with required equipment and a 150-lb. driver and varies based on cargo, vehicle configuration, accessories and number of passengers. See label on door jamb for carrying capacity of a specific vehicle.



FORD COMMERCIAL SOLUTIONS

YOUR BUSINESS, YOUR EDGE.

Get help optimizing your fleet with Ford Commercial Solutions. The available **FORD TELEMATICS™**¹ web-based application can help you effortlessly monitor your vehicles to understand where they go, how they're used, and how well they're running. Drivers can use the **FORD TELEMATICS DRIVE** mobile app^{2,3} to perform vehicle roadworthiness checks and report vehicle issues. You'll be able to review this information, as well as data generated by the vehicle itself, all within Ford Telematics, empowering you to take action as needed. You can also use available **FORD DATA SERVICES™** to access Ford generated vehicle data with authorized telematics service providers. Get the data you need, the way you prefer.

Now you can even get help controlling fueling expenses with our available **FLEET FUEL CARDS** powered by WEX®. Easy-to-use tools and available fuel rebates are designed to help you keep expenses under control and keep more money in your business – where it belongs.

Learn more about these valuable tools at **COMMERCIALSOLUTIONS.FORD.COM**

T-150 CARGO VAN. Ingot Silver Metallic. MR Long Length. Available and aftermarket equipment.

1. Available on vehicles with embedded modem or equipped with plug-in device (PID). Requires modem activation. Ford Telematics and Ford Data Services are subscription services subject to agreement to FSM terms and conditions. Subscription subject to monthly charge. Subject to OFAC and credit check for subscription eligibility. Connected service and features, and access to vehicle data depend on subscription and compatible AT&T network availability. Evolving technology/cellular networks/vehicle capability may limit functionality and prevent operation of connected features. 2. Included with your Ford Telematics subscription. Available on the App Store® and Google Play™ for both iOS and Android™ devices. 3. Ford Telematics Drive app, compatible with select smartphone platforms, is available via download. Message and data rates may apply. Evolving technology/cellular networks may limit functionality and use of app. 4. Assembled in the USA with domestic and foreign parts.



GPS tracking and geofencing capabilities can help you keep track of the vehicles in your fleet.



Vehicle fuel usage monitoring can help you identify areas of waste and their causes.



Driver behavior insights identify opportunities for you to reduce waste and improve compliance.



Proactive notifications and vehicle health alerts help you schedule services in advance.



UPFITS FOR YOUR LIFE.

Your transportation needs are unique. Which is why we offer a full lineup of Built Ford Tough® Transit® vans with the modern practicality and exceptional versatility to empower your lifestyle. Control up to 4 different aftermarket items such as a compressor, a wheelchair lift and more with centrally located available upfitter switches. You can also choose from 13 available **VOCATION-SPECIFIC UPFIT SHIP-THRUS** – which are within 15 miles of the Kansas City Assembly Plant where Transit models are built⁴ – for prompt delivery.

Explore your options at **FORDUPFITS.COM**

AVAILABLE

WORK VEHICLES

ACCESSIBILITY SOLUTIONS

MOTORHOMES AND MORE



STANDARD FEATURES

MECHANICAL
25-gallon fuel tank
70-amp-hr battery (3.5L PFDi V6); 70-amp-hr absorbed glass mat battery (AGM) (3.5L EcoBoost® V6)
250-amp alternator
Auxiliary fuel port
Electric parking brake (SRW)
Electric power-assisted steering (EPAS)
Front suspension: independent MacPherson-strut and stabilizer bar; Rear: leaf springs and heavy-duty gas shock absorbers
Power 4-wheel disc brakes with Anti-Lock Brake System (ABS)
Selectable Drive Modes (Normal, Eco, Slippery, Mud/Ruts [AWD], Tow/Haul)
Single-note horn

FORD CO-PILOT360™ TECHNOLOGY
Auto High-Beam Headlamps
Autolamp (Automatic On/Off Headlamps)
Hill Start Assist
Lane-Keeping System
Post-Collision Braking
Pre-Collision Assist with Automatic Emergency Braking (AEB) including Pedestrian Detection and Forward Collision Warning
Side-Wind Stabilization

CONNECTIVITY & ENTERTAINMENT
Bluetooth® functionality
FordPass™ Connect¹ with 4G LTE Wi-Fi hotspot capability²

INTERIOR
12V powerpoints (2)
Accessory delay
Armrests – Driver and front-passenger inboard
Front dome light with map lights and theater-dimming feature
Grab handle on passenger-side A-pillar
Lockable glove box
Polyurethane steering wheel with tilt/telescoping column
Power door locks with autolock
Power front windows
Rearview mirror (requires rear-door glass)
Remote Keyless Entry System with 2 key fobs



EXTERIOR
Carbon Black bodyside moldings
Easy Fuel® capless fuel filler
Front fender-mounted antenna
Roof marker lamps (DRW)
Solar-tinted glass
Variable-intermittent windshield wipers



SAFETY & SECURITY
3-point safety belts for all seating positions
Driver and front-passenger front airbags³
Front-seat side airbags³,⁴
Safety Canopy® side-curtain airbags³,⁴
AdvanceTrac® with RSC® (Roll Stability Control™)
SecuriLock® Passive Anti-Theft System
SOS Post-Crash Alert System™
Tire Pressure Monitoring System (TPMS; excludes spare, if equipped)



FLEET ONLY
Ford Telematics™ web-based application⁵

EXTERIOR & INTERIOR

 Oxford White	 Ingot Silver Metallic
---	---


 Blue Jeans Metallic	 Abyss Gray Metallic
--	---

 Agate Black Metallic	 School Bus Yellow
--	--

 Avalanche Gray Metallic	 Carbonized Gray Metallic
--	--

 Race Red

 1 Ebony Cloth

 2 Dark Palazzo Gray Cloth

 3 Dark Palazzo Gray Vinyl
--

 4 Ebony Leather

	PASSENGER VAN		CARGO VAN	CREW VAN	CUTAWAY	CHASSIS CAB
	XL	XLT				
Oxford White	1 3	1 2 4	1 2 3 4	1 2 3	1 2 3 4	1 2 3
Ingot Silver Metallic	1 3	1 2 4	1 2 3 4	1 2 3	1 2 3 4	1 2 3
Blue Jeans Metallic	1 3	1 2 4	1 2 3 4	1 2 3	1 2 3 4	1 2 3
Abyss Gray Metallic	1 3	1 2 4	1 2 3 4	1 2 3	1 2 3 4	1 2 3
Agate Black Metallic	1 3	1 2 4	1 2 3 4	1 2 3	1 2 3 4	1 2 3
School Bus Yellow⁶	1 3	1 2 4	1 2 3 4	1 2 3	1 2 3 4	1 2 3
Avalanche Gray Metallic	1 3	1 2 4	1 2 3 4	1 2 3	1 2 3 4	1 2 3
Carbonized Gray Metallic	1 3	1 2 4	1 2 3 4	1 2 3	1 2 3 4	1 2 3
Race Red	1 3	1 2 4	1 2 3 4	1 2 3	1 2 3 4	1 2 3

⁵. Available on vehicles with embedded modem or equipped with plug-in device (PID). Requires modem activation. Ford Telematics and Ford Data Services are subscription services subject to agreement to FSM terms and conditions. Subscription subject to monthly charge. Subject to OFAC and credit check for subscription eligibility. Connected service and features, and access to vehicle data depend on subscription and compatible AT&T network availability. Evolving technology/cellular networks/vehicle capability may limit functionality and prevent operation of connected features. ⁶. Fleet only.



16" Silver Steel with Black Hubcap
XL SRW Standard



16" Steel with Full Silver Cover
XLT SRW Standard
XL SRW Optional



16" Silver Steel with Exposed Lug Nuts
Heavy-Duty Front Axle SRW Standard



16" Heavy-Duty Silver Steel with Exposed Lug Nuts (front wheel shown)
AWD and DRW Standard



16" Silver Aluminum Alloy
SRW Optional



16" Black Aluminum Alloy
SRW Optional



16" Forged Aluminum
AWD and Heavy-Duty Front Axle SRW Optional



16" Heavy-Duty Forged Aluminum (front wheel shown)
DRW Optional



16" Black Steel with Exposed Lug Nuts
Heavy-Duty Front Axle SRW Optional



16" White Steel with Mini Cap and Lug Nut Covers
SRW Optional
FLEET ONLY



16" Heavy-Duty White Steel with Exposed Lug Nuts (front wheel shown)
DRW Optional
FLEET ONLY

XL	XLT	
S	S	POWERTRAINS
		3.5L PFDi V6 engine with 10-speed SelectShift® automatic transmission, 275 hp @ 6,500 rpm and 262 lb.-ft. of torque @ 3,750 rpm
0	0	3.5L EcoBoost® V6 engine with Auto Start-Stop Technology, 10-speed SelectShift automatic transmission, 310 hp @ 5,000 rpm and 400 lb.-ft. of torque @ 2,500 rpm with rear-wheel drive (RWD), and 295 hp @ 5,000 rpm and 375 lb.-ft. of torque @ 2,500 rpm with Intelligent all-wheel drive (AWD)
		MECHANICAL & FUNCTIONAL
S	S	Intelligent all-wheel drive (AWD models; includes heavy-duty front axle) ¹
S	S	Rear-wheel drive (RWD models)
0	0	Alternators – Dual (250-amp each; 3.5L EcoBoost engine only; includes auxiliary fuse panel)
0	0	Auxiliary fuse panel (includes dual AGM batteries and Modified Vehicle Wiring System)
0	0	Battery – Single absorbed glass mat (AGM) (3.5L PFDi V6 engine only)
0	0	Batteries – Dual absorbed glass mat (AGM) ¹
0	0	Engine block heater (recommended when minimum temperature is 10°F or below)
0	0	Extended-range fuel tank (31-gallon; Long and Extended Lengths) ¹
S	S	Full-size spare wheel and tire, 3-ton jack and tool kit
0	0	Full-size spare wheel and tire delete (Extended Length)
0	0	Heavy-duty front axle ¹
0	0	Programmable Battery Guard/Enhanced Cut-off Relay ¹
S	S	Parking brake – Electric (SRW) ¹
S	S	Parking brake – Mechanical (9,950-lb./10,360-lb. GVWRs) ¹
0	0	Trailer brake controller (requires cruise control and Heavy-Duty Trailer Tow Package or tow/haul mode) ¹
0	0	Vehicle Maintenance Monitor and engine-hour meter
		FORD CO-PILOT360™ TECHNOLOGY
0	0	Adaptive Cruise Control (includes Adjustable Speed Limiting Device [ASLD])
0	S	BLIS® (Blind Spot Information System) with Cross-Traffic Alert and Trailer Coverage (includes short-arm, power, power-folding heated sideview mirrors with integrated turn signal indicators on XL)
0	0	Enhanced Active Park Assist™ (Regular and Long Lengths; includes Front, Side and Reverse Sensing Systems)
0	0	Front and Rear Split-View Cameras (includes fog lamps, and Side and Reverse Sensing Systems on XL) ¹
0	S	Reverse Sensing System (includes fog lamps on XL)
0	S	Side Sensing System
0	S	Wiper-activated headlamps
		SEATING
0	0	2-passenger ¹
0	0	8-passenger (Long Length) ¹
0	0	10-passenger (Extended Length)
S	S	12-passenger (Long Length)
0	0	14-passenger ¹
S	S	15-passenger (Extended Length)
0	0	15-passenger (Long Length) ¹
0	S	Dark Palazzo Gray cloth
0		Dark Palazzo Gray vinyl
S	0	Ebony cloth
	0	Ebony leather-trimmed (requires 10-way power, heated driver and front-passenger seats)
S	S	2-way manual driver and front-passenger seats (not available with Ebony leather-trimmed)
0	0	10-way power, heated driver and front-passenger seats (not available with Dark Palazzo Gray cloth or Dark Palazzo Gray vinyl)
0		Manual lumbar – Driver's seat (not available with Ebony leather-trimmed)
0	0	Manual lumbar – Driver and front-passenger seats (not available with Dark Palazzo Gray vinyl)
	S	Manual recline rear seats with inboard armrests (excluding last row)

XL	XLT	
		INTERIOR
S	S	B-pillar assist handle on passenger side
S	S	Black stepwell pads
0	S	Center console – Large with integrated gear shifter
S		Center console – Medium with integrated gear shifter
S	S	Complete cloth headliner
0	S	Cruise control (includes Adjustable Speed Limiting Device [ASLD])
0	0	Dual-note horn
0	S	Flooring – Carpeted front and rear
0	S	Flooring – Carpeted front floor mats
0	0	Flooring – Heavy-duty tray-style floor liners ²
S		Flooring – Vinyl front and rear
S	S	Front and rear air conditioning
0	0	Front overhead shelf (MR and HR)
S	S	Full LED rear compartment lighting with rear switch
S	S	Illuminated visor mirrors ¹
	S	Rear dome light with map lights and theater-dimming feature
S	S	Up to 4 additional USB ports (one in every row; depending on seating configuration)
0	0	Upfitter Interface Module (UIM) ¹
		EXTERIOR
S	S	Center high-mounted stop lamp
S	S	Door – Sliding passenger-side
0	0	Door – Power-sliding passenger-side (MR and HR) ¹
0	0	Doors – 60/40 hinged passenger-side (LR)
S	S	Doors – 180° rear cargo
0	0	Doors – 253° rear cargo (Long and Extended Lengths)
0	S	Fog lamps
S		Front bumper – Carbon Black
0	S	Front bumper – Body-color (requires fog lamps on XL) ¹
0	0	Front license plate bracket (standard in states requiring 2 license plates and optional in all others)
S		Headlamps – Halogen with black bezels
S		Headlamps – Halogen with chrome bezels
0	0	Headlamps – HID
S		Honeycomb mesh grille with Carbon Black surround
S		Honeycomb mesh grille with chrome surround
0		Mirrors – Long-arm, power sideview
0	0	Mirrors – Long-arm, power, heated sideview with integrated turn signal indicators ¹
S		Mirrors – Short-arm, power sideview
	S	Mirrors – Short-arm, power, power-folding heated sideview with integrated turn signal indicators
S		Rear bumper – Carbon Black
0	0	Rear bumper – Carbon Black, with bumper step (LR)
S	S	Rear recovery eye tow hook
0	0	Remote Start System ²
0	0	Running board – Fixed passenger-side ¹
0	0	Running board – Power-deployable passenger-side ¹
0	0	Running boards – Fixed extended-length passenger-side and fixed driver-side ¹
0	0	Stainless steel wheel covers (factory-invoiced, dealer-installed accessory) ¹
0	0	Wheel-well liners (front) ²
0	0	Windows – 2nd-row driver-side egress ¹ (includes rear defroster)
S	S	Windows – Fixed-glass, all-around (includes rear defroster)
0	0	Windows – Rear privacy glass (includes rear defroster)
		SAFETY & SECURITY
0	0	2 spare keys ¹
0	0	Backup alarm ²
0	0	MyKey® technology to help encourage responsible driving (requires cruise control) ¹
0	0	Perimeter alarm
S	S	Rear View Camera with Trailer Hitch Assist – Low-mount (LR)
S	S	Rear View Camera with Trailer Hitch Assist – High-mount (MR and HR)
0	0	SecuriCode™ keyless entry keypad

XL	XLT	S: STANDARD 0: OPTIONAL
		CONNECTIVITY & ENTERTAINMENT
S	S	8 speakers (4 front and 4 rear)
S		AM/FM stereo with 4" multifunction display and 2 USB ports
0	S	AM/FM stereo with SYNC® 3, 4" multifunction display and 2 USB ports
0	0	AM/FM stereo with SYNC 3, 4" multifunction display, SiriusXM® with 3-month All Access trial subscription, ³ HD Radio™ Technology and 2 USB ports
0	0	AM/FM stereo with SYNC 3, 8" LCD capacitive touchscreen, auxiliary input jack and 2 USB ports
0	0	AM/FM stereo with SYNC 3, 8" LCD capacitive touchscreen, auxiliary input jack, SiriusXM with 3-month All Access trial subscription, ³ HD Radio Technology and 2 USB ports
0	0	AM/FM stereo with SYNC 3, 8" LCD capacitive touchscreen, Voice-Activated Touchscreen Navigation System with pinch-to-zoom capability, SiriusXM with 3-month All Access trial subscription, ³ SiriusXM Traffic and Travel Link® with 5-year subscription, ³ auxiliary input jack, HD Radio Technology and 2 USB ports
		PACKAGES
0	0	Auxiliary Heater/AC Prep Package ¹
0	0	Auxiliary Heater Prep Package ¹
0	0	Builder's Prep Package
	S	Exterior Upgrade Package
0	0	Heavy-Duty Trailer Tow Package
	0	Livery Prep Package ¹
0	0	Modified Vehicle Wiring System ¹
0	0	Smoker's Package
0	0	Tow/Haul Mode with Trailer Wiring Provisions Package
0	0	Upfitter Package ¹
		FLEET-ONLY OPTIONS
0	0	Daytime running lamps
0	0	Decal (up to 15-, 25-, 45-, 70-, or 95-sq.-ft.) ¹
0	0	Smart Acceleration Truncation
0	0	Speed limitation (65-, 70- or 75-mph governed top speed options)

1. Restrictions may apply. See your dealer for details. **2.** Ford Licensed Accessory. **3.** Trial length and service availability may vary by model, model year or trim. All SiriusXM services require a subscription, each sold separately by SiriusXM after the trial period. Service will automatically stop at the end of your trial unless a subscription is purchased. See the SiriusXM Customer Agreement at www.siriusxm.com for complete terms. Some services and features are subject to device capabilities and location availability. All fees, content and features are subject to change.



LOW ROOF
LONG LENGTH
SRW



MEDIUM ROOF
LONG LENGTH
SRW



HIGH ROOF
EXTENDED LENGTH
HEAVY-DUTY DRW

PACKAGE CONTENTS

Auxiliary Heater/AC Prep Package: requires aftermarket upfit of a rear climate control system

Auxiliary Heater Prep Package: requires aftermarket upfit of a rear climate control system

Builder's Prep Package: Modified Vehicle Wiring System; vinyl front floor covering on XL, carpeted on XLT; package deletes rear floor covering, rear seat rails and fasteners, rear seats and safety belts

Exterior Upgrade Package: 16" steel wheels with full silver wheel covers (16" silver steel wheels with exposed lug nuts on heavy-duty front axle), and chrome headlamp bezels, grille and grille surround

Heavy-Duty Trailer Tow Package: trailer wiring provisions, 4-/7-pin connector, frame-mounted hitch receiver, and tow/haul mode

Livery Prep Package: dual absorbed glass mat (AGM) batteries; auxiliary fuse panel; Modified Vehicle Wiring System; Ebony leather-trimmed, 10-way power driver and front-passenger seats with inboard armrests and manual lumbar; HID headlamps; power-sliding passenger-side door, rear privacy glass; SecuriCode keyless entry keypad; wheel-well liners (front); and 16" steel wheels with full silver wheel covers (SRW) or 16" heavy-duty silver steel wheels with exposed lug nuts (SRW heavy-duty front axle and DRW)

Modified Vehicle Wiring System: modified vehicle connections for customized wiring harness provisions (requires dual AGM batteries)

Smoker's Package: cigarette lighter and ash cup

Tow/Haul Mode with Trailer Wiring Provisions Package: trailer wiring harness, Trailer Sway Control, 4-/7-pin connector assembly, rear jumper and tow/haul mode

Upfitter Package: Modified Vehicle Wiring System, dual AGM batteries, high-capacity upfitter switches, large center console with integrated shifter, and auxiliary fuse panel with high-spec interface connector



DIMENSIONS

	T-350 SRW												T-350 HEAVY-DUTY DRW		
	Long Length 148												Extended Length 148		
Wheelbase (in.)	LR			MR				HR				HR			
Roof height															
Seating availability	2	12	14 / 15	2	8	12	14 / 15	2	8	12	14 / 15	2	10	14 / 15	
Rows of seats	1	4	5	1	3	4	5	1	3	4	5	1	4	5	

Exterior (in.)															
Wheelbase	147.6			147.6				147.6				147.6			
Length	237.6			235.5				235.5				263.9			
Height	82.4			99.2				108.6				107.7			
Width – Excluding mirrors	81.3			81.3				81.3				81.3			
Width – Mirrors folded	83.2			83.2				83.2				83.2			
Width – Including short-arm mirrors	97.4			97.4				97.4				97.4			
Front track	68.2			68.2				68.2				68.2			
Rear track	68.6			68.6				68.6				68.6			
Front overhang	40.3			40.3				40.3				40.3			
Rear overhang	49.7			47.6				47.6				76.0			
Rear overhang w/extended bumper	–			49.7				49.7				78.1			
Load height (curb)	28.8			28.8				28.8				27.8			
Side door opening height	49.6			63.0				63.0				63.0			
Side door opening width – 60/40 hinged	51.2			–				–				–			
Side door opening width – Sliding	51.2			51.2				51.2				51.2			
Rear cargo door opening height	46.9			62.8				72.2				72.2			
Rear cargo door opening width	59.8			59.8				59.8				59.8			

Interior (in.)															
Head room: ¹	1st row	40.8			52.0				56.6				56.6		
	2nd row	—	41.1		—	55.8			—	65.2			—	65.2	
	3rd row	—	40.6		—	55.8			—	65.2			—	65.2	
	4th row	—	38.7		—		55.8		—		65.2		—	65.2	
	5th row	—		38.1	—		52.6		—		61.3		—		61.3
Leg room: ¹	1st row (max.)	41.3												41.3	
	2nd row	33.7												33.7	
	3rd row	35.6												35.6	
	4th row	35.6												35.6	
	5th row	35.6												35.6	
Hip room: ¹	1st row	60.7												60.7	
	2nd row	69.6												69.6	
	3rd row	67.3												67.3	
	4th row	68.0												68.0	
	5th row	68.0												68.0	
Shoulder room: ¹	1st row	67.9												67.9	
	2nd row	71.4												71.4	
	3rd row	67.0												67.0	
	4th row	67.8												67.8	
	5th row	67.8												67.8	
Passenger volume (cu. ft.)		63.7	230.9	284.1	81.1	235.6	313.4	386.8	88.3	269.0	359.9	445.4	88.3	359.9	445.4
Cargo length front (at floor)		141.7			141.7				141.7				170.2		
Cargo length front (at beltline)		132.8			132.8				132.8				161.3		
Cargo width between wheelhouses		53.7			53.7				53.7				53.7		
Cargo height maximum		52.8			67.6				77.0				77.0		

Cargo Capacity (cu. ft., rear seats removed)															
Cargo volume behind: 1st row	256.4		223.5	336.1			303.1	382.6	382.6	382.6	349.6	461.9	425.4	425.4	
	–		183.0	150.0	–	239.8	239.8	206.8	–	273.0	273.0	240.1	–	313.1	313.1
	–		124.5	91.5	–	166.9	166.9	133.9	–	190.0	190.0	157.0	–	230.0	230.0
	–		70.1	48.9	–	–	93.9	72.8	–	–	107.0	85.8	–	184.0	184.0
	–		–			–			–			–	–	100.5	

CONFIGURATIONS

	T-350 SRW			T-350 HEAVY-DUTY DRW	
	Long Length 148			Extended Length 148	
Wheelbase (in.)					
Roof height	LR	MR	HR	HR	

Side Doors				
Sliding passenger-side	S	S	S	S
60/40 hinged passenger-side	O			
Power-sliding passenger-side		O	O	O

Engines				
3.5L PFDi V6	S	S	S	S
3.5L EcoBoost® V6	O	O	O	O

Max. Capabilities (lbs.) ²			
GVWR	9,550		
Payload	3,310		
Towing	4,500	4,400	4,300

S : Standard O : Optional

	LONG LENGTH	EXTENDED LENGTH
STANDARD SEATING	<div></div> <div>12</div> <div>LR MR HR</div>	<div></div> <div>15</div> <div>HR</div>
	<div></div> <div>2</div> <div>LR MR HR</div>	<div></div> <div>2</div> <div>HR</div>
	<div></div> <div>8</div> <div>MR HR</div>	<div></div> <div>10</div> <div>HR</div>
	<div></div> <div>14</div> <div>LR MR HR</div>	<div></div> <div>14</div> <div>HR</div>
	<div></div> <div>15</div> <div>LR MR HR</div>	

ROOF HEIGHTS

LR – LOW ROOF
MR – MEDIUM ROOF
HR – HIGH ROOF

ADDITIONAL CONFIGURATIONS

Select rows of seating can also be deleted, while leaving the seat attachment points in the vehicle. See your Ford Dealer for details.

1. Row availability varies by seating configuration. 2. When properly configured with available equipment. Passenger and cargo capacity limited by weight and weight distribution. 12- through 15-passenger vehicles may be classified as buses and may require appropriate licensing.

Payload and towing are independent attributes and may not be achieved simultaneously. Regular Length Passenger Vans are available as Government Fleet only.

For more specifications, go to: ford.com/commercial-trucks

CARGO VAN	CREW VAN	
S	S	POWERTRAINS
0	0	3.5L PFDi V6 engine with 10-speed SelectShift® automatic transmission, 275 hp @ 6,500 rpm and 262 lb.-ft. of torque @ 3,750 rpm
0	0	3.5L EcoBoost® V6 engine with Auto Start-Stop Technology, 10-speed SelectShift automatic transmission, 310 hp @ 5,000 rpm and 400 lb.-ft. of torque @ 2,500 rpm with rear-wheel drive (RWD), and 295 hp @ 5,000 rpm and 375 lb.-ft. of torque @ 2,500 rpm with Intelligent all-wheel drive (AWD)
S	S	MECHANICAL & FUNCTIONAL
S	S	Intelligent all-wheel drive (AWD models; includes heavy-duty front axle) ¹
0	0	Rear-wheel drive (RWD models)
0	0	Alternators – Dual (250-amp each; 3.5L EcoBoost engine only; includes auxiliary fuse panel)
0	0	Auxiliary fuse panel (includes dual AGM batteries and Modified Vehicle Wiring System)
0	0	Battery – Single absorbed glass mat (AGM) (3.5L PFDi V6 engine only)
0	0	Batteries – Dual absorbed glass mat (AGM) ¹
0	0	Engine block heater (recommended when minimum temperature is 10°F or below)
0	0	Extended-range fuel tank (31-gallon; Long and Extended Lengths)
S	S	Full-size spare wheel and tire, 3-ton jack and tool kit
0	0	Full-size spare wheel and tire delete (Extended Length)
0	0	Heavy-duty front axle ¹
0	0	Programmable Battery Guard/Enhanced Cut-off Relay ¹
S	S	Parking brake – Electric (SRW) ¹
S	S	Parking brake – Mechanical (9,950-lb./10,360-lb. GVWRs) ¹
S	S	Parking brake – Push-down manual (11,000-lb. GVWR) ¹
0	0	Trailer brake controller (requires cruise control and Heavy-Duty Trailer Tow Package or tow/haul mode) ¹
0	0	Vehicle Maintenance Monitor and engine-hour meter
0	0	FORD CO-PILOT360™ TECHNOLOGY
0	0	Adaptive Cruise Control (includes Adjustable Speed Limiting Device [ASLD])
0	0	BLIS® (Blind Spot Information System) with Cross-Traffic Alert and Trailer Coverage (includes short-arm, power, heated sideview mirrors with integrated turn signal indicators)
0	0	Enhanced Active Park Assist™ (Regular and Long Lengths; includes Front, Side and Reverse Sensing Systems)
0	0	Front and Rear Split-View Cameras (includes fog lamps, and Side and Reverse Sensing Systems) ¹
0	0	Reverse Sensing System (includes fog lamps)
0	0	Side Sensing System
0	0	Wiper-activated headlamps
0	S	SEATING
S		1-passenger (Cargo Van)
S		2-passenger
S		5-passenger
0	0	Dark Palazzo Gray cloth
S	S	Dark Palazzo Gray vinyl
0	0	Ebony cloth
0		Ebony leather-trimmed (requires 10-way power, heated driver and front-passenger seats)
0		2-way manual driver's seat (requires 1-passenger seating and Dark Palazzo Gray cloth or Dark Palazzo Gray vinyl)
S	S	2-way manual driver and front-passenger seats (not available with Ebony leather-trimmed)
0		4-way manual swivel driver and front-passenger seats (requires Dark Palazzo Gray cloth)
0	0	10-way power, heated driver and front-passenger seats (not available with Dark Palazzo Gray vinyl)
0	0	Manual lumbar – Driver's seat (not available with Ebony leather-trimmed)
0	0	Manual lumbar – Driver and front-passenger seats (not available with Dark Palazzo Gray vinyl)

CARGO VAN	CREW VAN	
S	S	INTERIOR
S	S	B-pillar assist handle on passenger side (standard on LR Cargo Van)
S	S	Black stepwell pads
0	0	Bulkhead with lockable door (LR and MR Cargo Van)
0	0	Bulkhead with window (MR and HR Cargo Van) ¹
S	S	Cargo area tie-down hooks
0	0	Center console – Large with integrated gear shifter
S	S	Center console – Medium with integrated gear shifter
0		Center console with right-side shifter (available Winter 2021) ¹
0	0	Cruise control (includes Adjustable Speed Limiting Device [ASLD])
0	0	D-pillar assist handles
S	S	D-pillar weld nuts
0	0	Dual-note horn
0		Flooring – Carpeted front
0		Flooring – Carpeted front floor mats
0		Flooring – Heavy-duty cargo area (includes heavy-duty rear scuff plate kit) ¹
0	0	Flooring – Heavy-duty composite 1st and 2nd rows
0		Flooring – Heavy-duty tray-style front floor liners ²
S		Flooring – Vinyl front
0	S	Flooring – Vinyl front and rear (1st and 2nd rows on Crew Van)
S	S	Front air conditioning
S	S	Front cloth headliner
0	0	Front overhead shelf (MR and HR)
0	0	Front and rear, driver-controlled air conditioning ¹
0	S	Full LED rear compartment lighting with rear switch
0	S	Illuminated visor mirrors
S	S	Rear cargo door pull-and-release exit handle
0	S	Rearview mirror (included with rear-cargo-door glass on Cargo Van)
0		Scuff plate kit – Heavy-duty rear
0		Scuff plate kit – Rear
0	0	Upfitter Interface Module (UIM) ¹
S	S	EXTERIOR
S	S	Center high-mounted stop lamp
S	S	Door – Sliding passenger-side
0		Door – Power-sliding passenger-side (MR and HR) ¹
0		Doors – 60/40 hinged passenger-side (LR)
S	S	Doors – 180° rear cargo (Regular Length)
0	0	Doors – 253° rear cargo (Long and Extended Lengths)
0	0	Fog lamps
S	S	Front bumper – Carbon Black
0	0	Front bumper – Body-color (includes fog lamps) ¹
0	0	Front license plate bracket (standard in states requiring 2 license plates and optional in all others)
S	S	Headlamps – Halogen with black bezels
	0	Headlamps – HID
S	S	Honeycomb mesh grille with Carbon Black surround
0	0	Mirrors – Long-arm, power sideview ¹
0	0	Mirrors – Long-arm, power, heated sideview with integrated turn signal indicators ¹
S	S	Mirrors – Short-arm, power sideview
0	0	Mirrors – Short-arm, power, heated sideview with integrated turn signal indicators ¹
S	S	Rear bumper – Carbon Black
0	0	Rear bumper – Carbon Black, with bumper step (LR)
S	S	Rear recovery eye tow hook
0		Remote Start System ²
0	S	Running board – Fixed passenger-side ¹
0		Running board – Power-deployable passenger-side ¹
0	0	Running boards – Fixed extended-length passenger-side and fixed driver-side ¹
0	0	Stainless steel wheel covers (factory-invoiced, dealer-installed accessory) ¹
0	0	Wheel-well liners (front) ²
0		Windows – Fixed-glass all-around (includes rear defroster) ¹
0		Windows – Fixed rear-cargo-door glass (includes rear defroster)
S	S	Windows – Fixed rear-cargo-door and 2nd-row glass (includes rear defroster)

CARGO VAN	CREW VAN	
0		Windows – Fixed rear-cargo-door and passenger-side 2nd-row glass (includes rear defroster)
S	S	Windows – High-strength laminated glass (sliding passenger-side door)
0		Windows – High-strength laminated glass (MR and HR Long Length; requires fixed-glass all-around windows) ¹
0	0	Windows – Rear privacy glass (includes rear defroster)
0	0	CONNECTIVITY & ENTERTAINMENT
0	0	6 speakers (4 front and 2 rear) ¹
0	0	12V powerpoint, 1 in rear
0	0	110V/400W AC power outlet (includes dual AGM batteries) ¹
S	S	AM/FM stereo with 4" multifunction display, 2 USB ports and 4 front speakers
0	0	AM/FM stereo with SYNC® 3, 4" multifunction display and 2 USB ports ¹
0	0	AM/FM stereo with SYNC 3, 4" multifunction display, SiriusXM® with 3-month All Access trial subscription, ³ HD Radio™ Technology and 2 USB ports
0	0	AM/FM stereo with SYNC 3, 8" LCD capacitive touchscreen, auxiliary input jack and 2 USB ports ¹
0	0	AM/FM stereo with SYNC 3, 8" LCD capacitive touchscreen, auxiliary input jack, SiriusXM with 3-month All Access trial subscription, ³ HD Radio Technology and 2 USB ports
0	0	AM/FM stereo with SYNC 3, 8" LCD capacitive touchscreen, Voice-Activated Touchscreen Navigation System with pinch-to-zoom capability, SiriusXM with 3-month All Access trial subscription, ³ SiriusXM Traffic and Travel Link® with 5-year subscription, ³ auxiliary input jack, HD Radio Technology and 2 USB ports ¹
		SAFETY & SECURITY
0	0	2 spare keys ¹
0	0	Backup alarm ²
0	0	MyKey® technology to help encourage responsible driving (requires cruise control) ¹
S	S	Passenger-side front airbag ⁴ deactivation switch ¹
0	0	Perimeter alarm
S	S	Rear View Camera with Trailer Hitch Assist – Low-mount (LR)
S	S	Rear View Camera with Trailer Hitch Assist – High-mount (MR and HR)
0	0	SecuriCode™ keyless entry keypad
0	0	PACKAGES
0	0	Adventure Prep Package ¹
0	0	Ambulance Prep Package ¹
0	0	Auxiliary Heater/AC Prep Package ¹
0	0	Auxiliary Heater Prep Package ¹
0	0	Exterior Upgrade Package (DRW) ¹
0	0	Exterior Upgrade Package (SRW) ¹
0	0	Heavy-Duty Trailer Tow Package
0		Interior Upgrade Package
0		Load Area Protection Package ¹
0	0	Modified Vehicle Wiring System ¹
0	0	Parcel Delivery Package ¹
S	S	Radio Prep Package ¹
0		RV Prep Package ¹
0	0	Smoker's Package
0	0	Tow/Haul Mode with Trailer Wiring Provisions Package
0	0	Upfitter Package ¹
		FLEET-ONLY OPTIONS
0	0	Daytime running lamps
0	0	Decal (up to 15-, 25-, 45-, 70-, or 95-sq.-ft.) ¹
0	0	Sideview mirrors delete ¹
0	0	Smart Acceleration Truncation
0	0	Speed limitation (65-, 70- or 75-mph governed top speed options)

1. Restrictions may apply. See your dealer for details. **2.** Ford Licensed Accessory. **3.** Trial length and service availability may vary by model, model year or trim. All SiriusXM services require a subscription, each sold separately by SiriusXM after the trial period. Service will automatically stop at the end of your trial unless a subscription is purchased. See the SiriusXM Customer Agreement at www.siriusxm.com for complete terms. Some services and features are subject to device capabilities and location availability. All fees, content and features are subject to change. **4.** Always wear your safety belt and secure children in a rear seat, if equipped, and follow airbag warning label instructions.

PACKAGE CONTENTS

Adventure Prep Package: auxiliary fuse panel with high-spec interface connector; dual absorbed glass mat (AGM) batteries; Adaptive Cruise Control (includes Adjustable Speed Limiting Device [ASLD]); BLIS (Blind Spot Information System) with Cross-Traffic Alert and Trailer Coverage; Reverse Sensing System; Side Sensing System; Ebony cloth, 10-way power, heated driver and front-passenger seats with inboard armrests and manual lumbar; 12V powerpoint in rear; 110V/400W AC power outlet;¹ illuminated sun visors;¹ fixed rear-cargo-door and 2nd-row glass (includes rear defroster); front fog lamps;¹ rear privacy glass; wheel-well liners (front); AM/FM stereo with SYNC 3, 8" LCD capacitive touchscreen, auxiliary input jack, SiriusXM with 3-month All Access trial subscription,³ HD Radio Technology and 2 USB ports; SecuriCode keyless entry keypad; and 16" black aluminum alloy wheels (SRW), 16" black steel wheels with exposed lug nuts (SRW heavy-duty front axle) or 16" heavy-duty silver steel wheels with exposed lug nuts (DRW)

Ambulance Prep Package: dual AGM batteries, dual alternators, 3.73 limited-slip rear axle, fixed side- and rear-cargo-door glass, Modified Vehicle Wiring System, front license plate bracket, auxiliary fuse panel with high-spec interface connector, and dual-note horn

Auxiliary Heater/AC Prep Package: requires aftermarket upfit of a rear climate control system

Auxiliary Heater Prep Package: requires aftermarket upfit of a rear climate control system

Exterior Upgrade Package (DRW): 16" heavy-duty silver steel wheels with exposed lug nuts, and chrome headlamp bezels, grille and grille surround

Exterior Upgrade Package (SRW): 16" steel wheels with full silver wheel covers, and chrome headlamp bezels, grille and grille surround

Heavy-Duty Trailer Tow Package: trailer wiring provisions, 4-/7-pin connector, frame-mounted hitch receiver, relay system for backup/B+/running lights, and tow/haul mode

Interior Upgrade Package: Dark Palazzo Gray cloth driver and front-passenger seats with inboard armrests and driver's manual lumbar; illuminated visor mirrors; Load Area Protection Package; and cruise control

Load Area Protection Package: complete rear polypropylene panels on side walls and doors, and vinyl front and rear floor covering

Modified Vehicle Wiring System: modified vehicle connections for customized wiring harness provisions (requires dual AGM batteries)

Parcel Delivery Package: Dark Palazzo Gray cloth, 2-way manual driver and front-passenger seats without armrests, cargo area LED load compartment lighting with rear switch, and 253° rear cargo doors (Long and Extended Length Cargo Vans)

Radio Prep Package: antenna, cover plate in place of radio, and wiring (radio chassis not provided)

RV Prep Package: Modified Vehicle Wiring System; Heavy-Duty Trailer Tow Package; front license plate bracket; Dark Palazzo Gray cloth, 4-way manual swivel driver and front-passenger seats with inboard armrests and driver's manual lumbar; Adaptive Cruise Control (includes Adjustable Speed Limiting Device [ASLD]); fog lamps; Autolamp (Automatic On/Off Headlamps) (includes wiper-activated headlamps); body-color front bumper; honeycomb mesh grille with chrome surround; illuminated visor mirrors; carpeted front flooring; 8 speakers; and Side Sensing System

Smoker's Package: cigarette lighter and ash cup

Tow/Haul Mode with Trailer Wiring Provisions Package: trailer wiring harness, Trailer Sway Control, 4-/7-pin connector assembly, rear jumper and tow/haul mode

Upfitter Package: Modified Vehicle Wiring System, dual AGM batteries, high-capacity upfitter switches, large center console with integrated shifter, and auxiliary fuse panel with high-spec interface connector



DIMENSIONS

	T-150 T-250 T-350 SRW		T-150 T-250 T-350 SRW		T-250 T-350 SRW	T-250 T-350 SRW T-350 HEAVY-DUTY DRW
	Regular Length 130		Long Length 148		Long Length 148	Extended Length 148
Wheelbase (in.)	LR		MR		HR	HR
Roof height	LR		MR		HR	HR
Seating availability (Cargo Van / Crew Van)	2 / 5		2 / 5		2 / 5	2 / 5
Rows of seats (Cargo Van / Crew Van)	1 / 2		1 / 2		1 / 2	1 / 2

Exterior (in.)						
Wheelbase		129.9	129.9	147.6	147.6	147.6
Length		219.9	217.8	237.6	235.5	263.9
Height (Cargo Van / Crew Van)		82.2	99.1	82.9 / 82.6	101.3 / 100.3	109.6 / 109.2
Width – Excluding mirrors / mirrors folded	SRW	81.3 / 83.2	81.3 / 83.2	81.3 / 83.2	81.3 / 83.2	81.3 / 83.2
	DRW	—	—	—	—	83.7 / 83.7
Width – Including short-arm mirrors		97.4	97.4	97.4	97.4	97.4
Front track / rear track	SRW	68.2 / 68.6	68.2 / 68.6	68.2 / 68.6	68.2 / 68.6	68.2 / 68.6
	DRW	—	—	—	—	68.5 / 65.7
Front overhang / rear overhang		40.3 / 49.7	40.3 / 47.6	40.3 / 49.7	40.3 / 47.6	40.3 / 76.0
Load height (curb)		28.9	28.9	28.7	28.7	28.0
Side door opening height		49.6	63.0	49.6	63.0	63.0
Side door opening width – 60/40 hinged		51.2	—	51.2	—	—
Side door opening width – Sliding		51.2	51.2	51.2	51.2	51.2
Rear cargo door opening height / width		49.5 / 61.7	64.9 / 61.7	49.5 / 61.7	64.9 / 61.7	74.3 / 61.7

Interior (in.)						
Head room: 1st row / 2nd row (Crew Van)		40.8 / 41.5	52.0 / 58.4	40.8 / 41.5	52.0 / 58.4	56.6 / 68.0
Leg room: 1st row (max.) / 2nd row (Crew Van)		41.3 / 34.2	41.3 / 34.2	41.3 / 34.2	41.3 / 34.2	41.3 / 34.2
Hip room: 1st row / 2nd row (Crew Van)		60.7 / 70.9	60.7 / 70.9	60.7 / 70.9	60.7 / 70.9	60.7 / 70.9
Shoulder room: 1st row / 2nd row (Crew Van)		67.9 / 72.6	67.9 / 72.6	67.9 / 72.6	67.9 / 72.6	67.9 / 72.6
Passenger volume (cu. ft.): 1st row / 2nd row (Crew Van)		63.7 / 59.7	81.1 / 84.0	63.7 / 59.7	81.1 / 84.0	88.3 / 97.9
Cargo length front (at floor)		126.0	126.0	143.7	143.7	143.7
Cargo length front (at beltline)		115.9	115.9	133.6	133.6	133.6
Cargo width between wheelhouses	SRW	54.8	54.8	54.8	54.8	54.8
	DRW	—	—	—	—	45.4
Cargo height maximum		56.9	72.0	56.9	72.0	81.5

Cargo Capacity (cu. ft.)						
Cargo volume behind: 1st row / 2nd row (Crew Van)		246.7 / 158.4	315.2 / 220.4	277.7 / 204.7	357.1 / 263.4	404.3 / 300.2
Maximum cargo volume w/front-passenger seat removed		280.9	358.7	311.9	400.5	453.4

CONFIGURATIONS

	T-150 SRW				T-250 SRW					T-350 SRW					T-350 HEAVY-DUTY DRW	
	Regular Length 130		Long Length 148		Regular Length 130		Long Length 148		Extended Length 148	Regular Length 130		Long Length 148		Extended Length 148	Extended Length 148	
Wheelbase (in.)	LR		MR		LR		MR		HR	HR		LR		MR		HR
Roof height	LR	MR	LR	MR	LR	MR	LR	MR	HR	HR	LR	MR	HR	HR	HR	HR

Side Doors																	
Sliding passenger-side	S	S	S	S	S	S	S	S	S	S	S	S	S	S	S	S	S
60/40 hinged passenger-side (Cargo Van)	O		O		O		O				O		O				
Power-sliding passenger-side (Cargo Van)		O		O		O		O	O	O		O	O	O	O	O	O

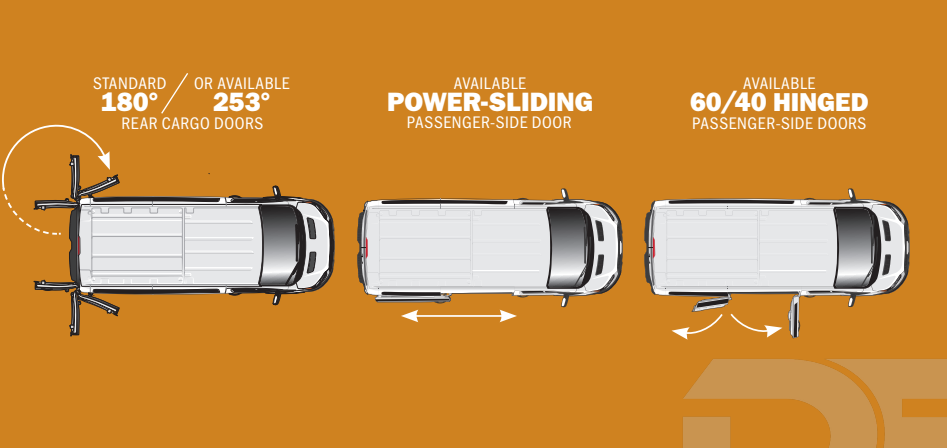
Engines																	
3.5L PFDi V6	S	S	S	S	S	S	S	S	S	S	S	S	S	S	S	S	S
3.5L EcoBoost® V6	O	O	O	O	O	O	O	O	O	O	O	O	O	O	O	O	O

Max. Capabilities (lbs.) ¹																	
GVWR	Cargo Van	8,670				9,070					9,500					11,000	
	Crew Van	8,670				9,070					9,500					10,360	
Payload	Cargo Van	3,620				4,030					4,460					5,110	
	Crew Van	3,200				3,700					4,030					4,230	
Towing	Cargo Van	6,900				6,900					6,900					6,500	
	Crew Van	6,500				6,500					6,500					6,200	

S : Standard O : Optional



T-350 SRW 3.5L PFDi V6 MR Long Length in Oxford White.
(Max. GVWR 9,500 lbs., Max. Payload 4,210 lbs.)



1. When properly configured with available equipment. Passenger and cargo capacity limited by weight and weight distribution.
Payload and towing are independent attributes and may not be achieved simultaneously. **For more specifications, go to: ford.com/commercial-trucks**



Available 4-way manual swivel driver and front-passenger seats and right-side shifter

CUTAWAY	CHASSIS CAB	
S	S	POWERTRAINS
		3.5L PFDi V6 engine with 10-speed SelectShift® automatic transmission, 275 hp @ 6,500 rpm and 262 lb.-ft. of torque @ 3,750 rpm
0	0	3.5L EcoBoost® V6 engine with Auto Start-Stop Technology, 10-speed SelectShift automatic transmission, 310 hp @ 5,000 rpm and 400 lb.-ft. of torque @ 2,500 rpm with rear-wheel drive (RWD), and 295 hp @ 5,000 rpm and 375 lb.-ft. of torque @ 2,500 rpm with Intelligent all-wheel drive (AWD)
		MECHANICAL & FUNCTIONAL
S	S	Intelligent all-wheel drive (AWD models; includes heavy-duty front axle) ¹
S	S	Rear-wheel drive (RWD models)
0	0	Alternators – Dual (250-amp each; not available with 3.5L PFDi V6; includes auxiliary fuse panel)
0	0	Auxiliary fuse panel (includes dual AGM batteries and Modified Vehicle Wiring System)
S	S	Base Frontal Area Limitations
0	0	Battery – Single absorbed glass mat (AGM) (3.5L PFDi V6 engine only)
0	0	Batteries – Dual absorbed glass mat (AGM) ¹
0	0	Engine block heater (recommended when minimum temperature is 10°F or below)
0	0	Enhanced Frontal Area Limitation 1 ¹
0	0	Enhanced Frontal Area Limitation 2 ¹
0	0	Enhanced Frontal Area Limitation 3 ¹
0	0	Extended-range fuel tank (31-gallon; Long and Extended Lengths)
S	S	Frame rail extension adapters
0	0	Full-size spare wheel and tire, 3-ton jack and tool kit
S	S	Full-size spare wheel and tire delete
0	0	Heavy-duty front axle ¹
0	0	Programmable Battery Guard/Enhanced Cut-off Relay ¹
S	S	Parking brake – Electric (SRW) ¹
S	S	Parking brake – Mechanical (9,950-lb./10,360-lb. GVWRs) ¹
S	S	Parking brake – Push-down manual (11,000-lb. GVWR) ¹
0	0	Trailer brake controller (requires cruise control and Heavy-Duty Trailer Tow Package or tow/haul mode) ¹
0	0	Vehicle Maintenance Monitor and engine-hour meter
		FORD CO-PILOT360™ TECHNOLOGY
0	0	Adaptive Cruise Control (includes Adjustable Speed Limiting Device [ASLD])
0	0	Front and Rear Split-View Cameras (dunnage kit requiring upfitter installation) ¹
0	0	Wiper-activated headlamps
		SEATING
0		1-passenger (Cutaway)
S	S	2-passenger
0	0	Dark Palazzo Gray cloth
S	S	Dark Palazzo Gray vinyl
0	0	Ebony cloth
0		Ebony leather-trimmed (requires 10-way power, heated driver and front-passenger seats)
0		2-way manual driver's seat (requires 1-passenger seating and Dark Palazzo Gray cloth or Dark Palazzo Gray vinyl)
S	S	2-way manual driver and front-passenger seats (not available with Ebony leather-trimmed)
0		4-way manual swivel driver and front-passenger seats (requires Dark Palazzo Gray cloth)
0	0	10-way power, heated driver and front-passenger seats (not available with Dark Palazzo Gray vinyl)
0	0	Manual lumbar – Driver's seat (not available with Ebony leather-trimmed)
0	0	Manual lumbar – Driver and front-passenger seats (not available with Dark Palazzo Gray vinyl)

CUTAWAY	CHASSIS CAB	
		INTERIOR
0	0	Center console – Large with integrated gear shifter ¹
S	S	Center console – Medium with integrated gear shifter
0		Center console with right-side shifter (available Winter 2021) ¹
0	0	Cruise control (includes Adjustable Speed Limiting Device [ASLD])
0	0	Dual-note horn
0	0	Flooring – Carpeted ¹
0	0	Flooring – Carpeted floor mats
0	0	Flooring – Heavy-duty tray-style floor liners ²
S	S	Flooring – Vinyl
S	S	Front air conditioning
S	S	Front cloth headliner
0	0	Front overhead shelf
0	0	Illuminated visor mirrors
0	S	Rearview mirror
0	0	Upfitter Interface Module (UIM) ¹
		EXTERIOR
0		Body-color bodyside moldings (requires body-color front bumper)
0		Door – Passenger-side delete ¹
0	0	Fog lamps
S	S	Front bumper – Carbon Black
0	0	Front bumper – Body-color (includes fog lamps)
0	0	Front license plate bracket (standard in states requiring 2 license plates and optional in all others)
S	S	Headlamps – Halogen with black bezels
0		Headlamps – HID
S	S	Honeycomb mesh grille with Carbon Black surround
0	0	LED taillamps ¹
S	S	Low roof
S	S	Mirrors – Sideview delete
0		Mirrors – Long-arm, power sideview
0	0	Mirrors – Long-arm, power, heated sideview with integrated turn signal indicators ¹
0		Mirrors – Short-arm, power sideview
0	0	Mirrors – Short-arm, power, heated sideview with integrated turn signal indicators ¹
0	0	Remote Start System ²
0	0	Roof marker lamps delete
0	0	Running boards – Fixed driver and passenger-side
0	0	Stainless steel wheel covers (factory-invoiced, dealer-installed accessory)
0	0	Wheel-well liners (front)
	S	Window – Fixed rear glass with defroster
0		Windows – Safety glass (front and side)
		CONNECTIVITY & ENTERTAINMENT
0		6 speakers (4 front and 2 rear) ¹
0	0	110V/400W AC power outlet (includes dual AGM batteries) ¹
S	S	AM/FM stereo with 4" multifunction display, 2 USB ports and 4 front speakers
0	0	AM/FM stereo with SYNC® 3, 4" multifunction display and 2 USB ports ¹
0	0	AM/FM stereo with SYNC 3, 4" multifunction display, SiriusXM® with 3-month All Access trial subscription, ³ HD Radio™ Technology and 2 USB ports
0	0	AM/FM stereo with SYNC 3, 8" LCD capacitive touchscreen, auxiliary input jack and 2 USB ports ¹
0	0	AM/FM stereo with SYNC 3, 8" LCD capacitive touchscreen, auxiliary input jack, SiriusXM with 3-month All Access trial subscription, ³ HD Radio Technology and 2 USB ports
0	0	AM/FM stereo with SYNC 3, 8" LCD capacitive touchscreen, Voice-Activated Touchscreen Navigation System with pinch-to-zoom capability, SiriusXM with 3-month All Access trial subscription, ^{1,3} SiriusXM Traffic and Travel Link® with 5-year subscription, ³ auxiliary input jack, HD Radio Technology and 2 USB ports ¹

CUTAWAY	CHASSIS CAB		S: STANDARD	0: OPTIONAL
		SAFETY & SECURITY		
0	0	2 spare keys ¹		
0	0	Backup alarm ³		
0	0	MyKey® technology to help encourage responsible driving (requires cruise control) ¹		
S	S	Passenger-side front airbag ⁴ deactivation switch ¹		
0	0	SecuriCode™ keyless entry keypad		
		PACKAGES		
0		Ambulance Prep Package ¹		
0	0	Auxiliary Heater/AC Prep Package ¹		
0	0	Auxiliary Heater Prep Package ¹		
0	0	Exterior Upgrade Package (DRW) ¹		
0	0	Exterior Upgrade Package (SRW) ¹		
0	0	Interior Upgrade Package		
S	S	Modified Vehicle Wiring System		
0		Motorhome Prep Package		
0		Parcel Delivery Package ¹		
0	0	Radio Prep Package ¹		
0	0	Rear View Camera and Prep Kit ¹		
0		School/Multi-Function School Activity Bus Prep Packages (Fleet only)		
0		Shuttle Bus Prep Package		
0	0	Smoker's Package		
0	0	Tow/Haul Mode with Trailer Wiring Provisions Package ¹		
0	0	Upfitter Package ¹		
		FLEET-ONLY OPTIONS		
0	0	Daytime running lamps		
0	0	Smart Acceleration Truncation		
0	0	Speed limitation (65-, 70- or 75-mph governed top speed options)		

PACKAGE CONTENTS

Ambulance Prep Package: dual AGM batteries; dual alternators; 3.73 limited-slip rear axle; short-arm, power sideview mirrors; full-size spare wheel and tire; front license plate bracket; LED-enabled separate stop/turn taillamps; auxiliary fuse panel with high-spec interface connector; dual-note horn; and Auxiliary Heater/AC Prep Package without rear controls (requires 3.5L EcoBoost V6 with 10,360-lb. or 11,000-lb. GVWR configuration)

Auxiliary Heater/AC Prep Package: requires aftermarket upfit of a rear climate control system

Auxiliary Heater Prep Package: requires aftermarket upfit of a rear climate control system

Exterior Upgrade Package (DRW): 16" heavy-duty silver steel wheels with exposed lug nuts, and chrome headlamp bezels, grille and grille surround

Exterior Upgrade Package (SRW): 16" steel wheels with full silver wheel covers, and chrome headlamp bezels, grille and grille surround

Interior Upgrade Package: Dark Palazzo Gray cloth driver and front-passenger seats with inboard armrests and driver's manual lumbar; illuminated visor mirrors; and AM/FM stereo with 4" multifunction display, SYNC 3, and 2 USB ports

Modified Vehicle Wiring System: modified vehicle connections for customized wiring harness provisions (requires dual AGM batteries)

Motorhome Prep Package: Exterior Upgrade Package; Adaptive Cruise Control (includes Adjustable Speed Limiting Device [ASLD]); Tow/Haul Mode with Trailer Wiring Provisions Package; 4-way manual Dark Palazzo Gray cloth swivel driver and front-passenger seats with inboard armrests and driver's manual lumbar; dual AGM batteries; AM/FM stereo with 4" multifunction display, SYNC 3, and 2 USB ports; auxiliary fuse panel with high-spec interface connector; and front license plate bracket

Parcel Delivery Package: 2-way manual driver and front-passenger seats with armrests deleted

Radio Prep Package: antenna, cover plate in place of radio, and wiring (radio chassis not provided)

Rear View Camera and Prep Kit: camera with mounting bracket and 20' jumper wire

School/Multi-Function School Activity Bus Prep Packages: Right-Hand Door Delete; safety glass; dual AGM batteries; auxiliary fuse panel with high-spec interface connector; dual-note horn; LED-enabled separate stop/turn taillamps; and front license plate bracket (requires passenger seat delete; School Bus Prep Package requires School Bus Yellow; Multi-Function School Activity Bus Prep Package requires Oxford White)

Shuttle Bus Prep Package: Exterior Upgrade Package; Modified Vehicle Wiring System; dual AGM batteries; AM/FM stereo with 4" multifunction display, SYNC 3, and 2 USB ports; auxiliary fuse panel with high-spec interface connector; and front license plate bracket

Smoker's Package: cigarette lighter and ash cup

Tow/Haul Mode with Trailer Wiring Provisions Package: trailer wiring harness, Trailer Sway Control, 4-/7-pin connector assembly, rear jumper and tow/haul mode

Upfitter Package: Modified Vehicle Wiring System, dual AGM batteries, high-capacity upfitter switches, large center console with integrated shifter, and auxiliary fuse panel with high-spec interface connector



CONFIGURATIONS

		T-250 SRW		T-350 SRW		T-350 HD DRW			T-350 HD DRW			T-350 HD DRW		
		Regular Length	Long Length	Regular Length	Long Length	Regular Length	Long Length	Extended Length	Regular Length	Long Length	Extended Length	Regular Length	Long Length	Extended Length
Wheelbase (in.)		138	156	138	156	138	156	178	138	156	178	138	156	178
Engines														
3.5L PFDi V6		S	S	S	S	S	S	S	S	S	S	S	S	S
3.5L EcoBoost V6		0	0	0	0	0	0	0	0	0	0	0	0	0
Max. Capabilities (lbs.)⁵														
GVWR		9,070		9,500		9,950			10,360			11,000		
Payload	Cutaway	4,800	4,740	5,230	5,170	5,510	5,450	5,380	5,850	5,740	5,730	6,400	6,290	6,290
	Chassis Cab	4,780	4,740	5,210	5,170	5,480	5,450	5,340	5,840	5,740	5,670	6,390	6,290	6,220
Towing	Cutaway	6,800	6,900	7,100	6,900	7,300	7,100	6,900	7,300	7,100	6,900	7,500	7,500	7,500
	Chassis Cab	7,100	6,900	7,100	6,900	7,300	7,100	6,900	7,300	7,100	6,900	7,500	7,500	7,500

1. Restrictions may apply. See your dealer for details. 2. Ford Licensed Accessory. 3. Trial length and service availability may vary by model, model year or trim. All SiriusXM services require a subscription, each sold separately by SiriusXM after the trial period. Service will automatically stop at the end of your trial unless a subscription is purchased. See the SiriusXM Customer Agreement at www.siriusxm.com for complete terms. Some services and features are subject to device capabilities and location availability. All fees, content and features are subject to change. 4. Always wear your safety belt and secure children in a rear seat, if equipped, and follow airbag warning label instructions. 5. When properly configured with available equipment. Passenger and cargo capacity limited by weight and weight distribution.



T-250 Cargo Van MR Long Length in Blue Jeans Metallic accessorized with keyless entry keypad, roof rack system,¹ heavy-duty splash guards with stainless steel inserts, front wheel-well liners, side window deflectors² and 16" full silver wheel covers



Floor liners

Trailer hitch

Carpeted cargo mat

Dash cam systems²

New Vehicle Limited Warranty. We want your Ford Transit® ownership experience to be the best it can be. Under this warranty, your new vehicle comes with 3-year/36,000-mile bumper-to-bumper coverage, 5-year/60,000-mile Powertrain Warranty coverage, 5-year/60,000-mile safety restraint coverage, and 5-year/unlimited-mile corrosion perforation (aluminum panels do not require perforation) coverage – all with no deductible. Please ask your Ford Dealer for a copy of this limited warranty.

Ford Credit.® Get the ride you want. Whether you plan to lease or buy, Ford Credit has the option that's right for you. Ask your Ford Dealer for details or visit us online at ford.com/finance.

Roadside Assistance. Covers your vehicle for 5 years or 60,000 miles, so you have the security of knowing that help may be only a phone call away should you run out of fuel, lock yourself out of the vehicle or need a winch back to a paved road, a battery jump start or towing. Your Ford Dealer can provide complete details on all of these advantages.

Ford Protect™ Extended Service Plans. Whether you purchase or lease your Ford vehicle, insist on genuine Ford Protect extended service plans. Ford Protect has a variety of plans to give you peace-of-mind protection whether you want vehicle component or maintenance coverage. Plus, they are fully backed by Ford and honored at all Ford dealerships in the U.S., Canada and Mexico. When you visit your dealer, insist on genuine Ford Protect extended service plans.

Ford Insure. Insurance that lets you earn discounts for safe driving, offering a maximum discount of 40% off your auto insurance. Ford Insure works with your 2021 Transit to gauge driving habits and calculate a discount based on how you drive. Visit www.fordinsure.com to learn more.

American Road Services Company LLC (a Ford affiliate) is the licensed insurance agency offering Ford Insure and is underwritten by Nationwide Mutual Insurance Company and affiliates. Home Office: Columbus, OH. Ford Motor and Ford Credit are not insurance companies or agents. Subject to underwriting guidelines, review and approval. Details and availability varies; program criteria differ in California. Discounts do not apply to all coverage elements; actual savings vary by state, coverage selections, rating factors and policy changes.

Ford Original Accessories. They're warranted for whichever provides you the greatest benefit: 24 months/unlimited mileage, or the remainder of your Bumper-to-Bumper 3-year/36,000-mile New Vehicle Limited Warranty.

Ford Licensed Accessories (FLA) are warranted by the accessory manufacturer's warranty. FLA are designed and developed by the accessory manufacturer and have not been designed or tested to Ford Motor Company engineering requirements. Contact your Ford Dealer for details and/or a copy of all limited warranties.

Financial Services. Our commercial purchase plans and lines of credit offer attractive rates, negotiable terms and business-friendly options. If you prefer to lease, our CommercialLeaseSM programs offer a wide variety of package options to meet your needs. For additional information, please visit our website at fordcredit.com/comlend.

1. Consult owner's manual for details on roof-rack load limits. **2.** Ford Licensed Accessory.

Ford and Oval Device, Active Park Assist, AdvanceTrac, AppLink, BLIS, Built Ford Tough, Easy Fuel, EcoBoost, Ford Co-Pilot360, Ford Credit, Ford Data Services, Ford Protect, Ford Telematics, FordPass, MyKey, Roll Stability Control, RSC, Safety Canopy, SecuriCode, SecuriLock, SelectShift, SOS Post-Crash Alert System, SYNC, Transit, and related marks are trademarks of Ford Motor Company.

Apple, Apple CarPlay and iPhone are trademarks of Apple Inc., registered in the U.S. and other countries. App Store is a service mark of Apple Inc. Google, Android, Android Auto and Google Play are trademarks of Google LLC. Requires the Android Auto app on Google Play and an Android compatible smartphone running Android™ 5.0 or higher. HD Radio is a proprietary trademark of iBiquity Digital Corporation. SiriusXM and all related marks and logos are trademarks of Sirius XM Radio Inc. The Bluetooth word mark is a trademark of the Bluetooth SIG, Inc. WEX is a registered trademark of WEX, Inc.

Comparisons based on competitive models excluding other Ford vehicles (class is Full-Size Vans), publicly available information and Ford certification data at time of release. Vehicles may be shown with optional and aftermarket upfit equipment. Features may be offered only in combination with other options or subject to additional ordering requirements/limitations. Dimensions and capacity ratings shown may vary due to optional features and/or production variability. Information is provided on an "as is" basis and could include technical, typographical or other errors. Ford makes no warranties, representations, or guarantees of any kind, express or implied, including but not limited to, accuracy, currency, or completeness, the operation of the information, materials, content, availability, and products. Ford reserves the right to change product specifications, pricing and equipment at any time without incurring obligations. Your Ford Dealer is the best source of the most up-to-date information on Ford vehicles. Body manufacturers are responsible for compliance certification of the completed vehicle. The Ford New Vehicle Limited Warranty and any government certification made by Ford shall cover only the vehicle as manufactured by Ford and shall not extend to any addition, modification or change of or to the vehicle by the Ford Authorized Pool Account.

BACKED BY 600+ FORD COMMERCIAL VEHICLE CENTERS.



COMMERCIAL VEHICLES

There's a standard of excellence at your local Ford Commercial Vehicle Center dealer, where our certified experts are focused on offering an **EXCEPTIONAL SALES, SERVICE AND FINANCE EXPERIENCE**. We can help you spec a Transit model, so it can be built to your particular requirements. We can also recommend finance solutions and help maximize your vehicle uptime after the sale with prompt, specialized service. You'll find extended hours and service discounts at our Service and Parts Department, along with a **PARTS ADVANTAGE PROGRAM** that helps us keep the fastest-moving fleet parts in your area in stock.

Learn more at [FORDCOMMERCIALVEHICLECENTER.COM](https://fordcommercialvehiclecenter.com)



From day one, we had the future in mind. And over 117 years later, we continue that tradition of innovation with Ford Co-Pilot360™ helping push us closer to autonomous driving, the latest generation of SYNC® to communicate untethered and our first fully electric vehicle – Ford Mustang Mach-E®.

We've always had our mind on the future. Now we're building it.

21TRNPDF

©2020 Ford Motor Company

The FordPass™ App

Meet FordPass. The app that puts your ownership experience in the palm of your hand.



Access complimentary remote features like start/stop, lock/unlock, schedule a start, locate vehicle and vehicle status check when your vehicle is equipped with FordPass Connect¹



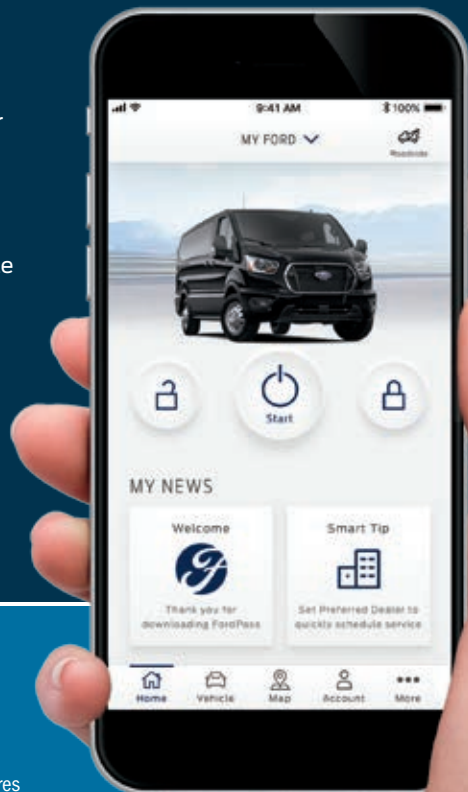
With FordPass Rewards, earn Points to use toward complimentary maintenance² or accessories when you buy or lease a new Ford vehicle



Earn 10 FordPass Rewards Points for every \$1 spent on vehicle service and maintenance



Get help on the road with 24/7 Roadside Assistance³



Download the FordPass App today.

1. FordPass Connect, the FordPass App, and complimentary Connected Service are required for remote features (see FordPass Terms for details). Connected service and features depend on compatible AT&T network availability. Evolving technology/cellular networks/vehicle capability may limit functionality and prevent operation of connected features. Connected service excludes Wi-Fi hotspot. FordPass App, compatible with select smartphone platforms, is available via download. Message and data rates may apply. **2.** Modem must be activated within 60 days of purchase through the FordPass App on a smartphone and remain active for at least 6 months after activation. Buyers of non-modem-equipped vehicles will also receive Points for complimentary maintenance after enrollment. Visit a participating dealer for details or go to [FordPassRewards.com](https://fordpassrewards.com). **3.** Roadside assistance is included for certain owners and available to everyone for a per-service fee.

DEALER ePROCESS